

# ⊕ SIGNS BY BENCHMARK

*Changing the way you look at signs.*



***Innovative Signs***  
***and Architectural Accents***

## About Signs By Benchmark

Signs By Benchmark is the industry's only composite-sign manufacturer that controls the sign making process from molding to finishing. We fabricate interior and exterior signs that are strong, yet lightweight. They are cut and shaped into designs almost impossible to create from traditional materials – all at a fraction of the cost.

## How it Works

- Expanded polystyrene (EPS) cellular plastic is molded into block form
- Blocks are precision cut to customer specifications
- Signs are hand assembled and sculpted to match any design
- Constructed signs are covered with polyurea hard coat for exceptional durability and strength with no unsightly seams or exposed fasteners
- Coated signs are primed and finished in a variety of top coats

## Durability

Architecturally pleasing signs that will not rust or rot. Polyurea hard coat is formulated to withstand impact and extreme weather conditions, regardless of customer location.

- From -30 degrees F to well above 100 degrees F
- Ice, snow, wind and rain

## Versatility

We provide alternatives to the traditional “monument” sign by offering custom exterior and interior signs with unique designs.

- Design your own or choose from one of our standard models
- Customize signs with an electronic message center (EMC) or UL-Approved illuminated cabinets
- Choose from direct or stud mounted lettering
- Add digital or vinyl graphics as an alternative to copy

## Sign Components with Limitless Possibilities

Don't be limited by steel frame boundaries. Signs By Benchmark can create new sign structures or customize existing ones with architectural accents or decorative elements.

- Props & Accents
- Lettering
- 3D Accents
- Pediments





## Interior Signs


From Point of Purchase (POP) displays to custom architectural designs, Signs By Benchmark's skilled artisans work closely with customers to create interior signs that express their client's unique needs and character.

- Wall Mounted
- Free Standing
- Suspended
- Lettering
- Theme Accents
- Trade Show Displays



## Stud Mount Lettering

A cost effective alternative to standard formed plastic or cast letters is stud mount lettering from Signs By Benchmark. The almost unlimited use of our signature hard-coated lettering offers customizing capabilities from 1/2 inch to 10 feet thick with height limited only by shipping restrictions. Designed to withstand outdoor elements, stud mount lettering is durable, yet attractive and ideal for advertising in high traffic areas.






## Exterior Signs

Signs By Benchmark specializes in providing a wide variety of design choices. The flexibility of our medium allows our customers to create a one-of-a-kind sign that is not easily achieved with traditional materials. Submit your own design, customize one of our standard models, or work with our experienced designers to achieve distinctively unique signage.

- Monuments
- Pylon signs
- Projecting signs
- Wall-mounted signs
- Integrated signs
- Custom props



Simultaneously creating multiples of a sign design is standard practice at Signs By Benchmark. Multiple runs without tooling costs are no problem. Our manufacturing process easily allows for creation of unlimited duplicates of a sign design.





## Pole Covers/Toppers/Bases

Achieve a striking resemblance to an existing structure at a fraction of the cost. Eliminate the need for subcontractors, such as stone masons, by having Signs By Benchmark match any stone, brick or stucco pattern you desire. Our manufacturing process allows us to create exclusive components that are not readily affordable or available through traditional mediums. Help your customers exhibit their individual style with our custom accents such as:


- Sign Toppers
- Sign Bases
- Pole Covers

*"We chose Signs By Benchmark because we wanted to be able to install the sign without having to deal with elements we couldn't control – like masonry. We wanted to walk away from the install, leaving a completely finished project."*

*-Daryl Kirt of Scenic Sign Corp.*



Make installation a breeze with Signs By Benchmark products that are flawlessly placed over pole assemblies. Our sign toppers are fabricated in one-piece monolithic sizes that when produced with complicated metal pieces, arrive in multiple sections.



1.800.658.3444 • 605.886.8084



## Integration


The Signs By Benchmark team is experienced with accommodating many different integration features in their composite signs and accents. Whether your design calls for an electronic message center (EMC) surround or a coordinating base or topper to support an illuminated cabinet, trust that your needs will be met in a simplified package.

*"Signs By Benchmark has a very good understanding of the processes involved in integrating other sign elements, such as lighted cabinets, into their product. The entire process went very smooth."*

*- Mike Holman, owner, Beaverton Signs & Graphics*



When signage requires more complex integration features such as reverse lit channel letters or solar power illumination, our team can help create the design that will eliminate unnecessary problems during installation.





All Signs By Benchmark products are designed to allow easy access to EMCs or other integration features for future maintenance or repairs.

*"My concept of an LED Channel letter logo on the face while integrating an EMC and tenant cabinet below was turned into reality by Signs By Benchmark. The challenge was making it look like a brick structure while being able to enter the heart of the sign for electrical hookup and maintenance. As always, the project went together seamlessly!"*

*- Justin Helmke, JH Signs & Design*




### ***Towering EIFS Stone Illumination***

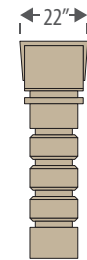
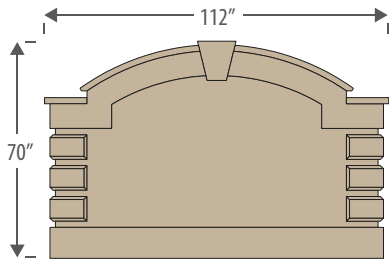
Signs By Benchmark is experienced with creating large, unconventional signage that delivers the wow factor for your customers.



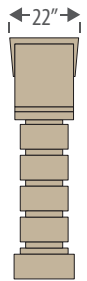
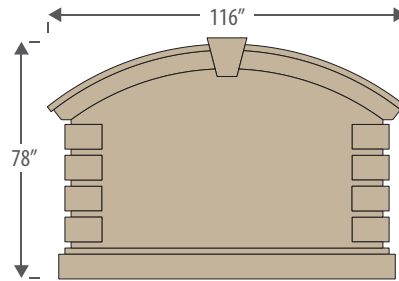
Working with Signs West of Austin, Texas, we created a 20' high monolith that anchors the two illuminated letter sets and logos to complete this architecturally stunning sign that stands up to the elements and ensures the customer's investment year after year.




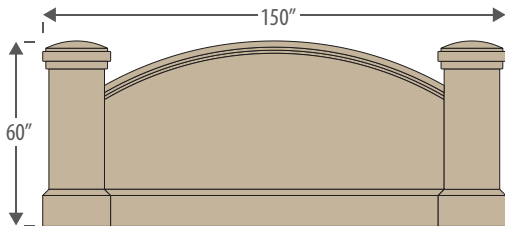
## Standard Models



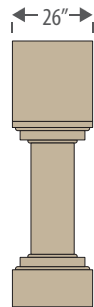
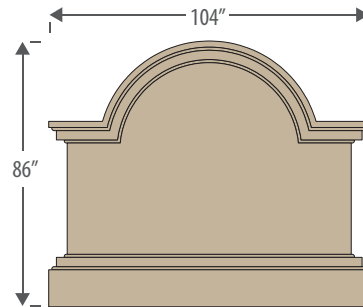
Model 1:



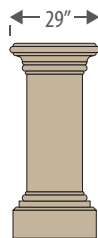
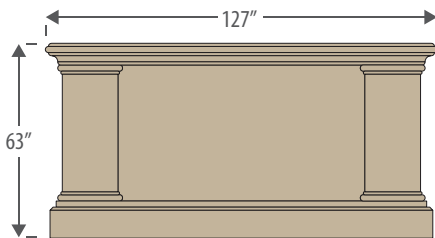
Model 2:



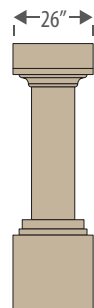
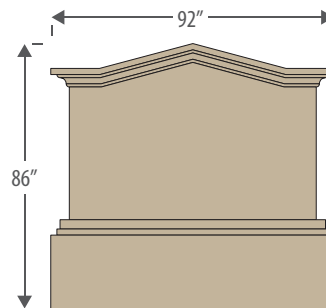
Model 3:




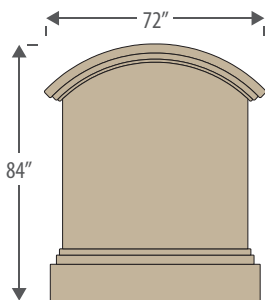
Model 4:



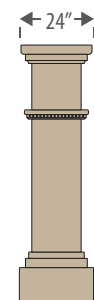
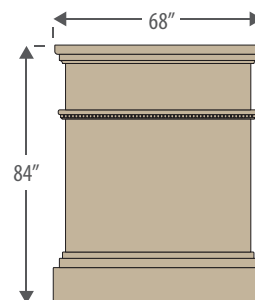
Model 5:



Model 6:



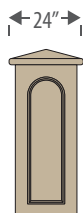
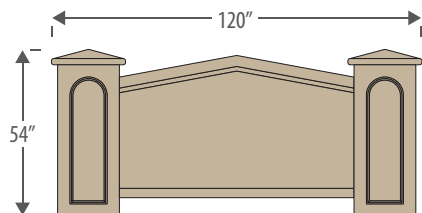
Model 7:



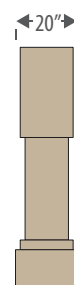
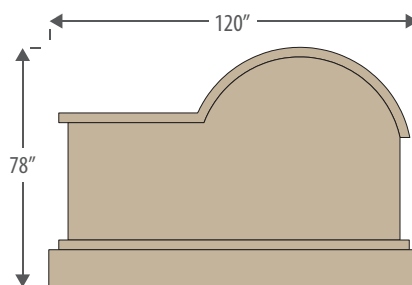
Model 8:



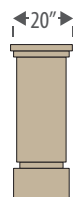

## Standard Models



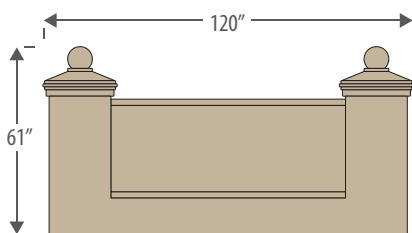
Model 9:



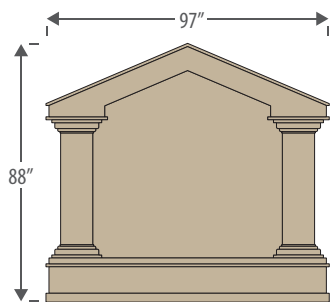
Model 10:



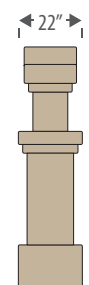
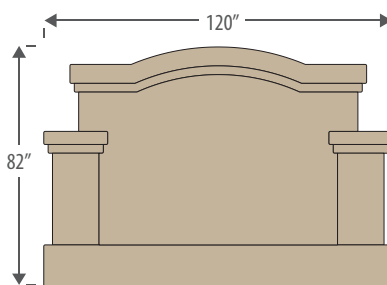
Model 11:



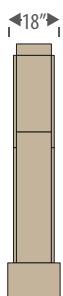
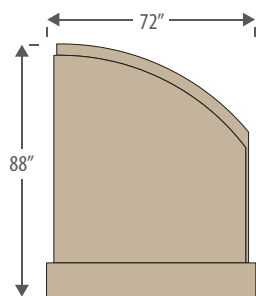
Model 12:



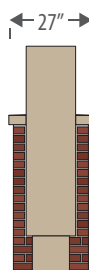
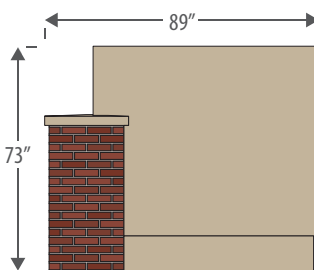
Model 13:



Model 14:

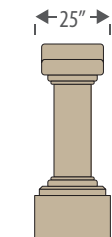
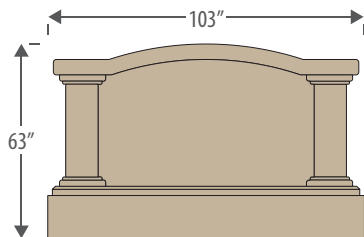


Model 15:

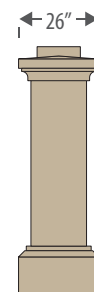
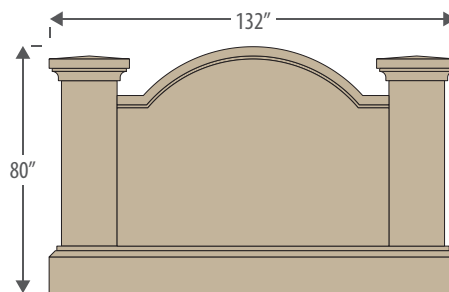


Model 16:

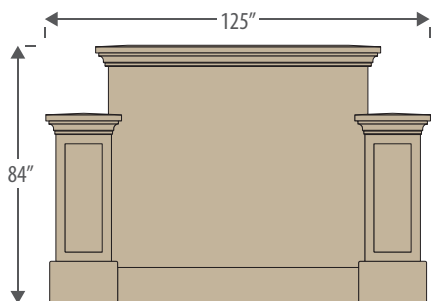
## Standard Models



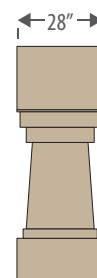
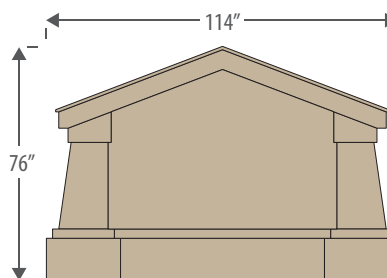
Model 17:



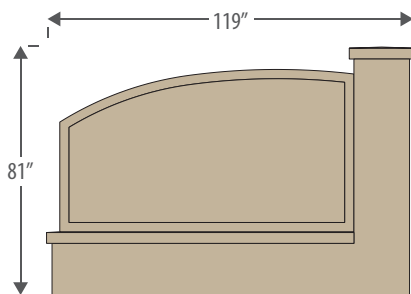
Model 18:



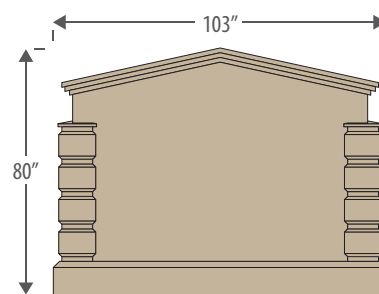
Model 19:



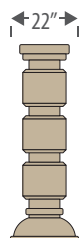
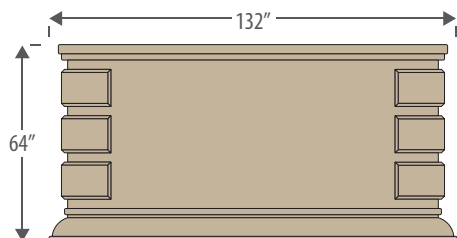
Model 20:



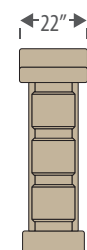
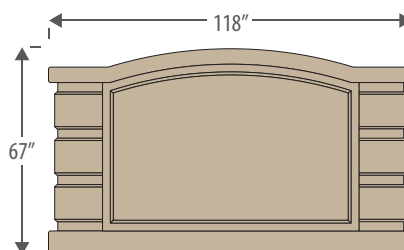
Model 21:



Model 22:



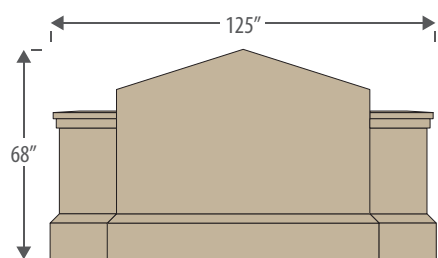
Model 23:



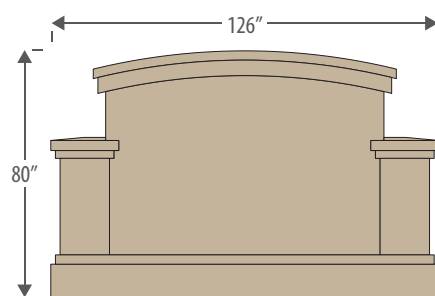
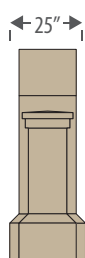
Model 24:



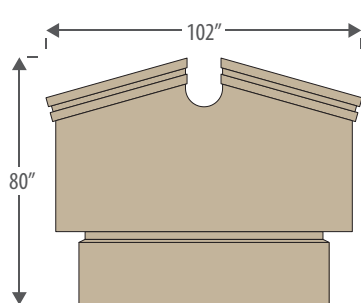
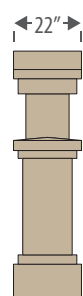
## Standard Models



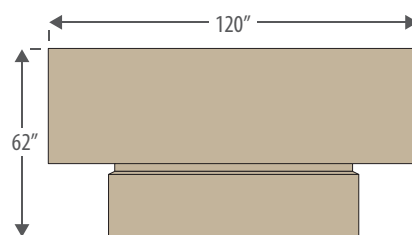
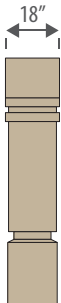
Model 25:



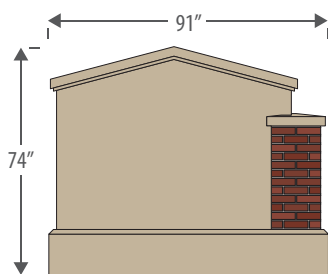
Model 26:



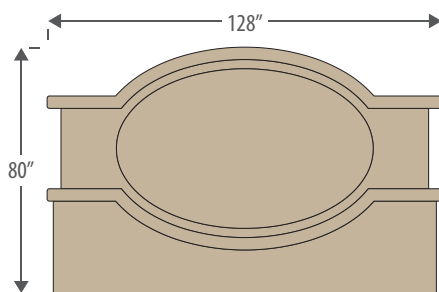
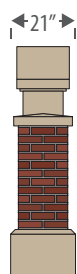
Model 27:



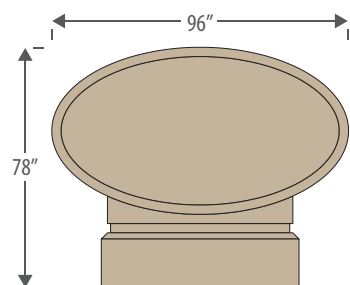
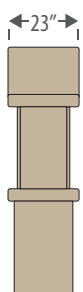
Model 28:



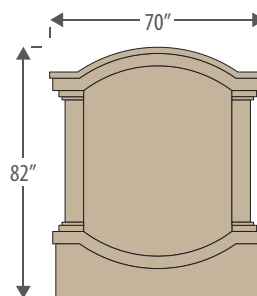

Model 29:



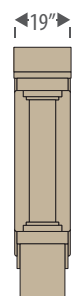
Model 30:



Model 31:



Model 32:



## Custom Finishes

For more than 20 years, Signs By Benchmark has been perfecting the creation of acrylic stucco EIFS (Exterior Insulation Finishing Systems) finishes. We can be relied on to match existing elements or design realistic replications such as:

- Brick
- Stone
- Urethane
- Granite
- Stucco
- Acrylic Paint

*"The EIFS brick is phenomenal. The work that Signs By Benchmark does, from concept through finish is exceptional."*

*- Shane Steinmetz, owner, S&J Associates*



## Color Matching

Matching new signage to existing buildings is easily accomplished in a few quick steps:

- First obtain high quality digital photos matching paint chips set against existing building elements.
- Supply any brick, stone and grout measurements to allow for a precise match.

Trust the experienced Signs By Benchmark team to create the perfect match to original finishes.

